



# M9 Vet

Ultrasound System

**mindray**

# Premium Veterinary Ultrasound System

Mindray's premium hand-carried ultrasound system is ideal for performing veterinary examinations. The M9 Vet ultrasound platform is equipped with 3T transducer technology, unique echo boost, and HDR Flow which offers the best in performance, especially for cardiology.

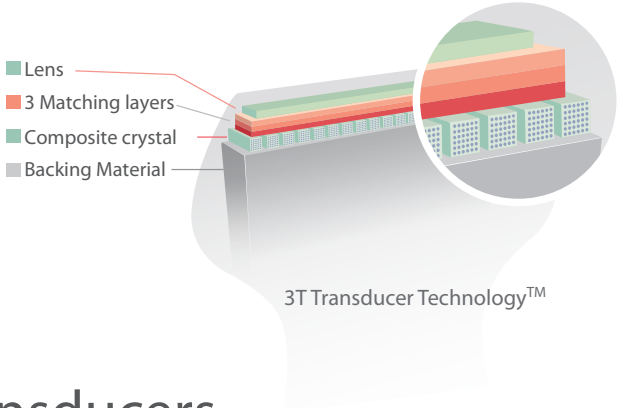
## mQuadro Imaging Architecture

mQuadro consists of industry leading architecture, advanced transmission and reception, powerful parallel processing and intelligent algorithms allowing for higher image resolution and color sensitivity. This enhances diagnostic capabilities.

## 3T Transducer Technology™

Mindray's unique transducer technology to increase acoustic bandwidth and transmission efficiency:

- Triple-matching layer design
- Total-cut design
- Thermal-control design



## High Performance Transducers



P10-4s, phased array



P7-3s, phased array



SP5-1s, single crystal phased array



C11-3s, micro-convex array



L12-4s, Linear array

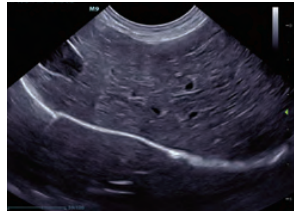


6LE5Vs, intrarectal linear array

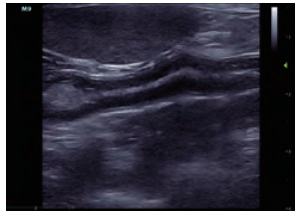
# Professional Design for Veterinary Use



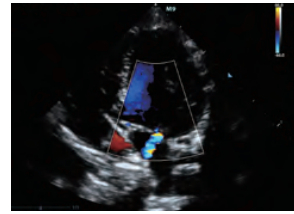
Cat ascites



Puppy hepatic & gallbladder



Puppy bowel



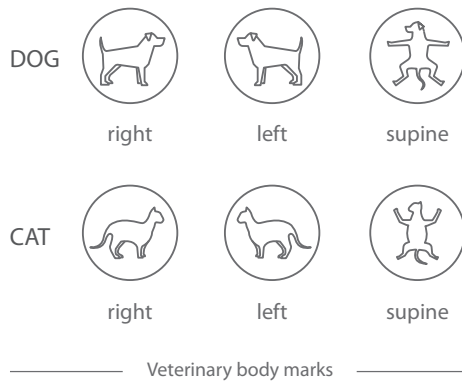
Puppy cardiac CFM

## Dedicated Veterinary Software

- Data information
- Exam modes
- Body marks
- Measurements and reports

## Advanced Features

- High quality CW imaging
- TDI and quantitative analysis for confident cardiology analysis
- Tissue Tracking quantitative analysis for advanced myocardial study
- Auto measurement including Auto PW trace, Auto EF etc.



## Innovative Design

### Robust Magnesium-alloy Body

- 15.6" LED HD monitor
- Built-in battery providing 90 min scanning time
- High capacity SSD hard drive

### High Mobility Multi-function Trolley

- Built-in quick & easy locking system
- Over 3.5 hours scanning with trolley-mounted battery
- Extended 3 transducer connectors

